



# Key facts about pupil learning, teaching and school management in Western Urban District



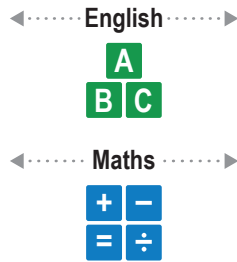
This factsheet is based on findings from the Secondary Grade Learning Assessment (2018).



## Fact 1

In Western Urban District, learning levels of JSS2 and SSS2 pupils are low in both English and Mathematics.

JSS2 pupils that show only up to P6 level skills



SSS2 pupils that show only up to P6 level skills



Average learning levels in Western Urban are higher than the national average

## Fact 2

In Western Urban District, JSS2 girls score lower than JSS2 boys. However, learning levels of SSS2 girls and boys are similar.

Pupils that show only up to P6 level skills in English

JSS2 pupils 2 or more years behind

Girls

44%



SSS2 pupils 5 or more years behind

32%



Girls' score lower than boys in mathematics as well

Boys

40%



33%



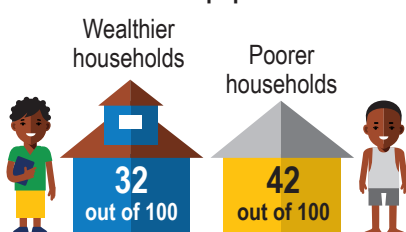
Gender-based differences are lower in Western Urban than at the national level

## Fact 3

Pupils from wealthier households perform better than pupils from poorer households in Western Urban District.

JSS2 pupils

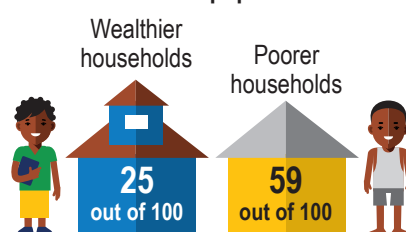
In Western Urban pupils from wealthier households score higher in Mathematics as well



Show only up to P6 level skills in English 2 or more years behind

SSS2 pupils

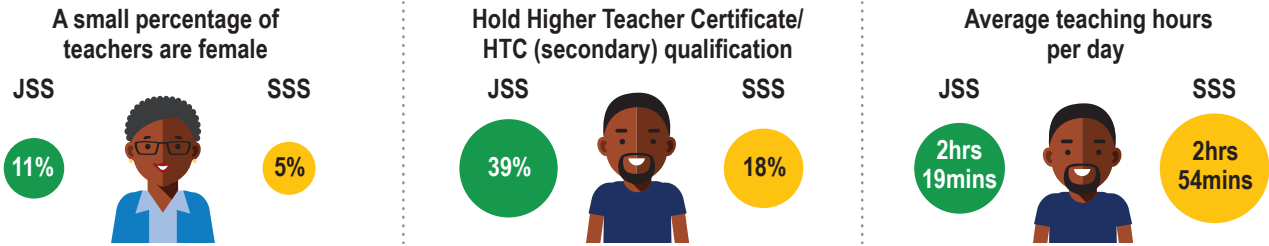
Wealth-based differences are larger in Western Urban than at the national level



Show only up to P6 level skills in English 5 or more years behind

**Fact 4**

In Western Urban District, a small percentage of JSS and SSS teachers are female. Most teacher characteristics in **Western Urban District** are similar to the **national average statistics**.




**Fact 5**

74% of JSS teachers now use printed MBSSE lesson plans in Western Urban District. However, 38% of these teachers find it difficult to link learning objectives to the appropriate grade level.



7 in every 10 JSS teachers use printed MBSSE lesson plans in Western Urban

4 out of 10 JSS teachers that use lesson plans in Western Urban are unable to link learning objectives to the appropriate grade level




In Western Urban, a larger fraction (6 in 10) of teachers make the right links, than at the national level, where only 4 in 10 teachers are able to do so

**Fact 6**

A typical JSS school in Western Urban District has 14 pupils per teacher. The pupil-teacher ratio is larger in SSS schools.

JSS pupil teacher ratio



SSS pupil teacher ratio



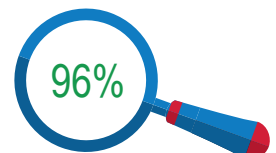
**Fact 7**

Lesson observations are conducted in almost every school in Western Urban District.

Lessons are observed in



of JSS schools



of SSS schools

While, PTR ratios are smaller in Western Urban than at the national level, lesson observations are comparatively higher

**Fact 8**

All schools have parent-teacher or community-teacher associations in Western Urban District. Most of these bodies are active, having met at-least once in the current or previous term.

Schools with PTA/CTA



PTA/CTA met in current or previous term



The percentage of active PTA/CTA bodies is larger in Western Urban than at the national level

**Contact details**

For more details please contact: **Diana Ofori-Owusu** at +232 76803741

Any views and opinions expressed do not necessarily reflect those of UK Department for International Development (DFID) or the Sierra Leone Ministry of Basic and Senior Secondary Education (MBSSE).