



DEPARTMENT OF  
EDUCATION

LOWER SECONDARY  
SCHOOL CERTIFICATE  
EXAMINATIONS

**ARTS**

FRIDAY  
07 October 2011

Time allowed:  
1 hours and 30 minutes

Candidates are advised to  
fully utilise the allocated  
time



**INSTRUCTIONS TO CANDIDATES:**

*(To be read out by the external invigilator before the start of the examination)*

There are 31 questions in this paper worth **40 marks**. Attempt ALL questions even if you are not so sure of some of the answers.

The Examination is divided into three parts:

**PART A: Multiple-Choice (Questions 1 to 20)**

**PART B: Short-Answer (Questions 21 to 30)**

**PART C: Extended Response (Question 31)**

The Answer Sheet is part of the Examination Booklet. Take out the middle pages and remove the Answer Sheet by tearing along the perforation. You may use the blank sheet for rough work.

For each question in **PART A (Questions 1 to 20)** choose the best answer by writing the letter A or B or C or D in the space provided on the **ANSWER SHEET**.

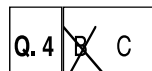
For each question in **PART B (Questions 21 to 30)** work out the answer and write the answer in the space provided on the **ANSWER SHEET**.

For the question in **PART C (Question 31)** write your answer on the colour wheel provided on the **ANSWER SHEET**.

If you find a question very difficult, do not spend too much time thinking about it. Leave the question and go on with the rest of the paper. If you have time in the end, return to the difficult questions and think about them more carefully.

Write your answers in BLUE or BLACK (pen or biro).

If you decide to change an answer, make your correction as shown below so that it is clear to the markers what your final answer is. Do NOT use correction fluid on your answer sheet.



Hand in BOTH the Answer Sheet and the papers used for rough work at the end of the examination.

**Extra time will NOT be allowed to complete the examination under any circumstances.**

**Penalty for cheating or assisting to cheat in national examinations is non-certification.**

**DO NOT TURN OVER THIS PAGE AND DO NOT  
WRITE UNTIL YOU ARE TOLD TO START.**

**PART A - MULTIPLE CHOICE QUESTIONS**

*For each question choose the best answer and write A, B, C, or D in the space provided on the ANSWER SHEET*

**QUESTION 1**

The figurative drawing is most likely to do with

- A. counting numbers.
- B. human drawing.
- C. carving art.
- D. sample drawing.

**QUESTION 2**

What term is used to describe a collection of student's artwork?

- A. Journal
- B. Photo album
- C. Portfolio
- D. Diary

**QUESTION 3**

The definition of collage art in Greek word "collar", means to

- A. cut, glue and paste.
- B. paint and glue.
- C. glue and stick.
- D. draw fist and glue.

**QUESTION 4**

The Sepik people are well known for their unique carvings and designs. Carving is the art of a

- A. one dimensional art.
- B. two dimensional art.
- C. three dimensional art.
- D. four dimensional art.

**QUESTION 5**

Locomotor step in dance refers to

- A. how fast the body moves.
- B. carrying the body from one place to another.
- C. movements that have an underlying pulse.
- D. levels of movement (high, medium or low).

**QUESTION 6**

Space, as an element of dance, describes

- A. how the body is moving.
- B. the speed at which the body moves.
- C. what the body is doing.
- D. where the body is moving.

**QUESTION 7**

In dance, the body is used to express ideas, \_\_\_\_\_ usually to music.

- A. movements and thoughts
- B. thoughts and actions
- C. thoughts and feelings
- D. movements and actions

**QUESTION 8**

In carving and designing, which of these tools could be used to create fine and detailed decorations?

- A. drill
- B. sharp stones
- C. curved chisels
- D. knives

**QUESTION 9**

In drama, a person's gender, height, voice, movement and expressions are associated with the technique of

- A. improvisation.
- B. characterisation.
- C. voice projection.
- D. eye contact.

**QUESTION 10**

Which region in Papua New Guinea uses the traditional instrument called the jaws harp?

- A. Momase
- B. Southern
- C. Highlands
- D. New Guinean Islands

**QUESTION 11**

Etching and shaping a piece of art is a process in

- A. sculpture.
- B. ceramic art.
- C. carving.
- D. paper art.

**QUESTION 12**

In the designing process, artists do brainstorming to find out about the

- A. quality of art.
- B. best idea.
- C. quantity of art.
- D. different methods.

**QUESTION 13**

In music, what is the purpose of the double bar line?

- A. Indicates the start of music
- B. Separates musical notes
- C. Signals the end of music
- D. Starts the next set of musical notes

**QUESTION 14**

Which part of your mouth helps to make sounds?

- A. lips and tongue
- B. tongue and voice
- C. mouth and tongue
- D. mouth and lips

**QUESTION 15**

From which US city was 'Hip Hop' first originated?

- A. California
- B. Los Angeles
- C. New York
- D. Detroit

**QUESTION 16**

Which century did modern dance introduce a new mode of expressive movement?

- A. 17<sup>th</sup> Century
- B. 18<sup>th</sup> Century
- C. 19<sup>th</sup> Century
- D. 20<sup>th</sup> Century

**QUESTION 17**

Which of these materials can be used in a mosaic art?

- A. fabric  
B. broken glass  
C. old newspapers  
D. leaves

**QUESTION 18**

How many crotchets equal a minim?

- A. 1  
B. 2  
C. 4  
D. 8

**QUESTION 19**

How many quavers equal a minim?

- A. 4  
B. 3  
C. 2  
D. 1

**QUESTION 19**

To sound a Cmajor chord of a keyboard, a musician has to simultaneously press the keynotes

- A. C...E...G  
B. C...D...E  
C. C...F...G  
D. C...E...F

**PART B - SHORT ANSWERS QUESTIONS**

*For each question in PART B (Questions 21 to 30) work out the answer and write the answer in the space provided on the ANSWER SHEET.*

**QUESTION 21**

Which province in Papua New Guinea do the Huli Wigmen come from?

**QUESTION 22**

There are three types of **MIME**. One of them is Action mime. Name the other two.

*For Questions 23 to 26, read the following story and then answer the questions.*

*Read the following story and answer the questions.*

**A YOUNG WARRIOR**

In a far away village lived a young warrior and his sister, Tabua. Their parents had died a long time ago. One day, the warrior decided to go hunting. “You work in the garden, Tabua, while I go to the forest,” said the warrior.

Be careful, there are masalais around the area. When you see the sun go down, don’t wait for me. Go home.” “I’ll do that,” promised Tabua.

That afternoon, there was heavy rain with lightning and thunder. But Tabua kept working very hard to finish planting her kaukau patch. She didn’t hear the masalai coming. The masalai grab Tabua. She struggled and screamed, “Aioo! Aioo! Aioo! But it was no use. The masalai took her away into the thick forest. (.....continues.....)

**QUESTION 23**

Who would be the main character in the play?

**QUESTION 24**

What setting would you use to perform the drama?

**QUESTION 25**

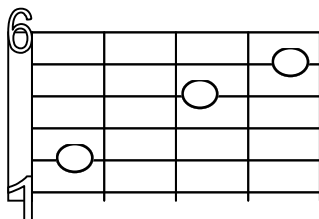
Name one of the props the young warrior would need for hunting.

**QUESTION 26**

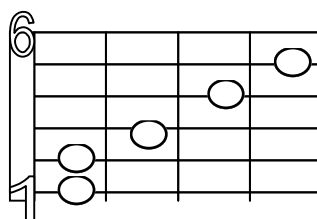
What costume would you need for the Tabua?

Name these GUITAR chords

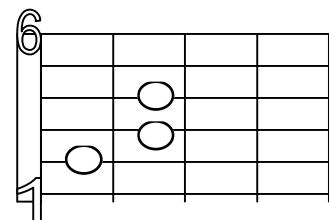
**QUESTION 27**



**QUESTION 28**


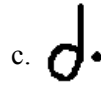


**QUESTION 29**



**QUESTION 30**

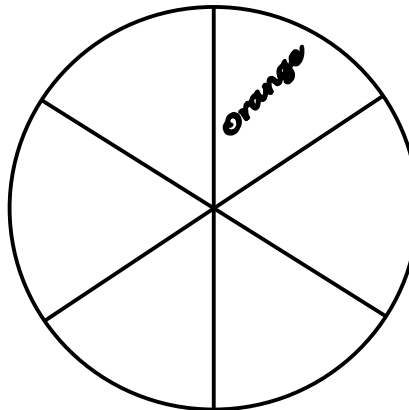
Name these musical symbols representing musical beats.

**PART C - EXTENDED RESPONSE QUESTION**

*For the question in PART C (Question 31) write your answer on the colour wheel provided on the ANSWER SHEET.*

**QUESTION 31**

The **COLOUR WHEEL** in your answer sheet indicates the colours you would have after mixing the primary colours. Label the wheel with the primary colours and secondary colours. One has been labelled for you.



**END OF EXAMINATION**

**LOWER SECONDARY SCHOOL CERTIFICATE  
EXAMINATION – 2011**

**ARTS – ANSWER SHEET**



**MARKER 1**

YEAR		PROV.		SCHOOL			CAND No.		
<b>1</b>	<b>1</b>								
<b>NAME</b>									
<b>SCHOOL</b>									

**PART A: (QUESTIONS 1 to 20)**

Write the letter of your answer next to each question below.

<b>1</b>	
<b>2</b>	
<b>3</b>	
<b>4</b>	
<b>5</b>	

<b>6</b>	
<b>7</b>	
<b>8</b>	
<b>9</b>	
<b>10</b>	

<b>11</b>	
<b>12</b>	
<b>13</b>	
<b>14</b>	
<b>15</b>	

<b>16</b>	
<b>17</b>	
<b>18</b>	
<b>19</b>	
<b>20</b>	

**PART B (QUESTIONS 21 to 30)**

Write your answer next to each question below.

<b>21</b>	
<b>22</b>	i
	ii
<b>23</b>	
<b>24</b>	

<b>25</b>	
<b>26</b>	
<b>27</b>	
<b>28</b>	
<b>29</b>	

<b>30</b>	
<b>a.</b>	
<b>b.</b>	
<b>c.</b>	
<b>d.</b>	
<b>e.</b>	

**PART C (QUESTION 31)**

Write your answer in the color wheel below.

<b>31</b>	



**MARKER 2**



**DO NOT WRITE ON THIS PAGE**

**YOU MAY DO YOUR ROUGH WORK ON THIS PAGE**

**CAREFULLY TEAR ALONG THIS PERFORATION**

**YOU MAY DO YOUR ROUGH WORK ON THIS PAGE**